

# Anti-FcRn hlgG4 Reference Antibody(Rozabio)

## Product Information

<b>Product Name</b>	Anti-FcRn hlgG4 Reference Antibody(Rozabio)
<b>Storage temp.</b>	Store at 2-8°C short term (1-2 weeks).Store at $\leq -20^{\circ}\text{C}$ long term. Avoid repeated freeze-thaw.
<b>Catalog# / Size</b>	<b>GM-87351MAB-1mg / 1 mg</b> <b>GM-87351MAB-5mg / 5 mg</b> <b>GM-87351MAB-25mg / 5 mg*5vials</b> <b>GM-87351MAB-50mg / 50 mg</b> <b>GM-87351MAB-100mg / 50 mg*2vials</b>

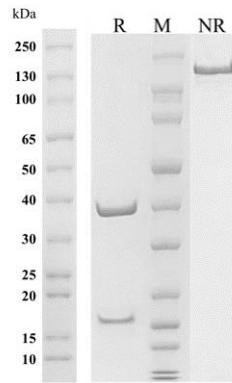
## Antibody Information

<b>Expression System</b>	CHO
<b>Aggregation</b>	< 5% as determined by SEC-HPLC
<b>Purity</b>	> 95% as determined by SDS-PAGE
<b>Endotoxin</b>	< 1 EU/mg, determined by LAL gel clotting assay
<b>Sterility</b>	0.2 $\mu\text{m}$ Filtered
<b>Target</b>	FcRn
<b>Clone</b>	Rozanolixizumab
<b>Alternative Names</b>	FCGRT, FcgammaRn, alpha-chain
<b>Source/Isotype</b>	Human IgG4 (S228P), Kappa
<b>Application</b>	Flow cytometry
<b>Description</b>	The neonatal Fc receptor (also FcRn, IgG receptor FcRn large subunit p51, or Brambell receptor) is a protein that in humans is encoded by the FCGRT gene. It is an IgG Fc receptor which is similar in structure to the MHC class I molecule and also associates with beta-2-microglobulin. In rodents, FcRn was originally identified as the receptor that transports maternal immunoglobulin G (IgG) from mother to neonatal offspring via mother's milk, leading to its name as the neonatal Fc receptor. In humans, FcRn is present in the placenta where it transports mother's IgG to the growing fetus. FcRn has also been shown to play a role in regulating IgG and serum albumin turnover. Neonatal Fc receptor expression is up-regulated by the proinflammatory cytokine, TNF- $\alpha$ , and down-regulated by IFN- $\gamma$ .
<b>Formulation</b>	phosphate-buffered solution, pH 7.2-7.4.

Version:3.2

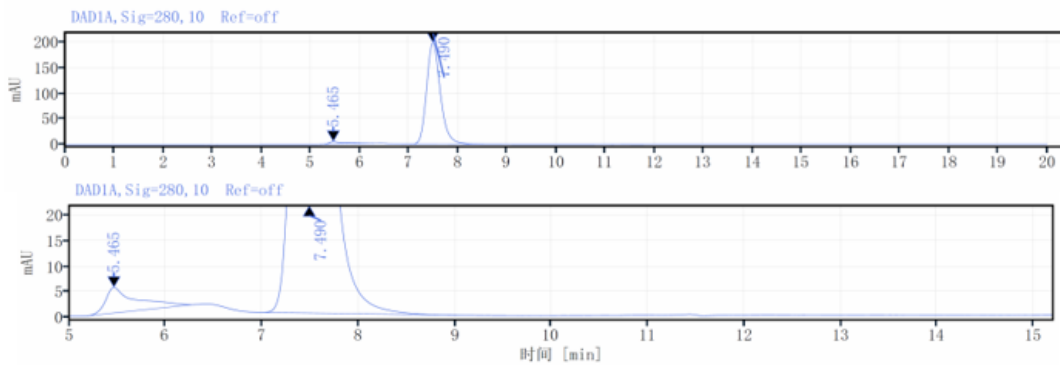
## Data Examples

### SDS-PAGE



On SDS-PAGE under reducing (R)/non-reducing(N-R) condition. The gel was stained overnight with Coomassie Blue. The purity of the protein is greater than 95%.

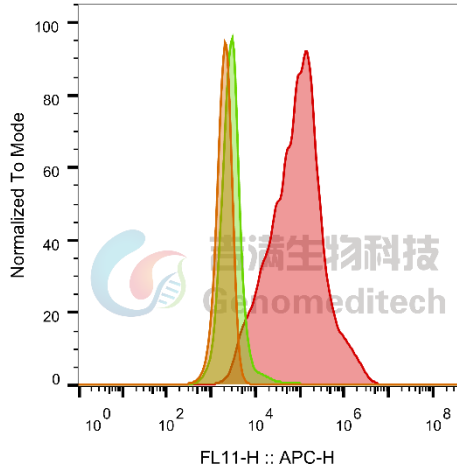
### SEC-HPLC



The purity of this product is more than 95% verified by SEC-HPLC

Flow cytometry

H\_FcRn CHO-K1 Cell Line (Catalog # GM-C09637) was stained with Anti-FcRn hlgG4 Reference Antibody(Rozabio) (Catalog # GM-87351MAB) or isotype control antibody, followed by anti-Human IgG APC-conjugated Secondary Antibody.



SampleID	Geometric Mean : FL11-H
CHO-K1 anti-FcRn+APC-2nd Ab	1969
CHO-K1 H_FcRn H_IgG+APC-2nd Ab	2914
CHO-K1 H_FcRn anti-FcRn+APC-2nd Ab	81228

Fig. FACS